M-3593

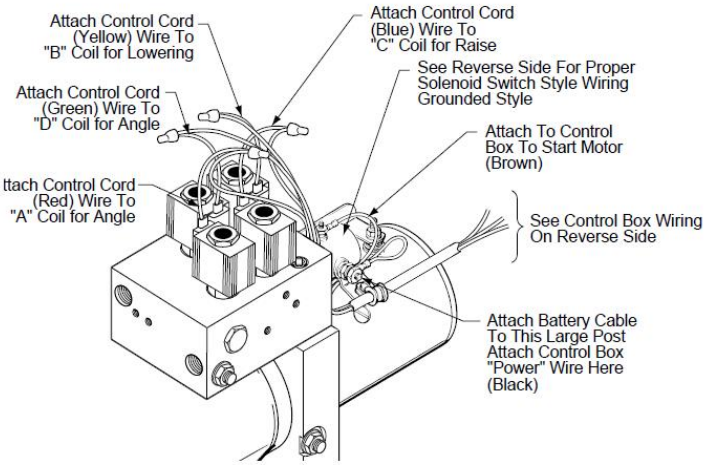
Attach Control Cord (Yellow) Wire To "B" Coil for Lowering
Attach Control Cord (Blue) Wire To "C" Coil for Raise
See Reverse Side For Proper Solenoid Switch Style Wiring Grounded Style
Attach Control Cord (Green) Wire To "D" Coil for Angle
Attach To Control Box To Start Motor (Brown)
ttach Control Cord (Red) Wire To "A" Coil for Angle
See Control Box Wiring On Reverse Side
Attach Battery Cable To This Large Post Attach Control Box "Power" Wire Here (Black)


(Green) Wire To "D" Coil for Angle
(Yellow) Wire To "B" Coil for Lowering
(Red) Wire To "A" Coil for Angle
(Blue) Wire To "C" Coil for Raise


Box To Start Motor (Brown)
"Power" Wire Here (Black)